



UNIVERSIDAD
DE BURGOS



EVALUATION OF THIXOTROPIC PARAMETERS FOR LING HEATHER AUTHENTICATION

Osés, S.M.; Ruiz, M.O.; Pascual Maté, A.; Bocos,
A.; Fernández Muiño, M.A.; Sancho, M.

Universidad de Burgos
Spain

5th International Symposium on Bee Products, 7th-10th May, 2019



Malta
2019

Introduction



UNIVERSIDAD
DE BURGOS

Ling heather honey (*Calluna vulgaris* (L.) Hull)



- Greatly appreciated
- Difficult to extract
- Expensive

→ authentication

Melissopalynology



Sensory

Rheological



Malta 2019

Introduction



UNIVERSIDAD DE BURGOS

Newton's law

$$\tau = \mu \dot{\gamma}$$
$$\mu \neq f(\dot{\gamma}, t)$$

NEWTONIAN

NON-NEWTONIAN



TIME-INDEPENDENT

PURELY VISCOUS PSEUDOPLASTIC BEHAVIOUR

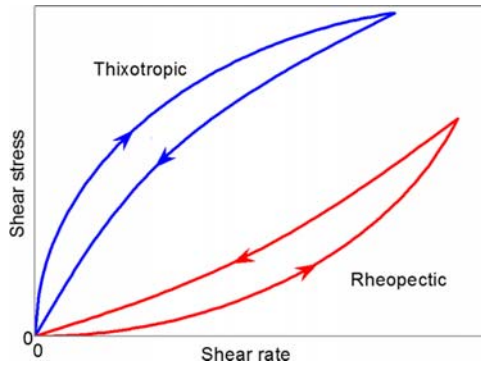
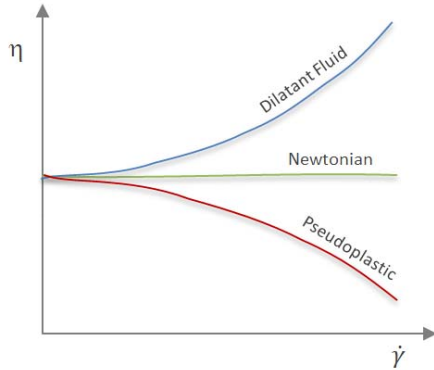
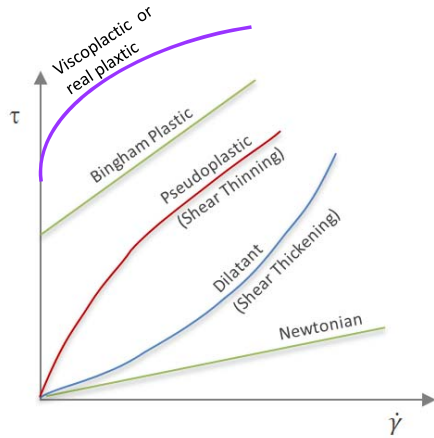
PURELY VISCOUS DILATANT BEHAVIOUR

PLASTIC BEHAVIOUR

TIME-DEPENDENT

THIXOTROPIC

RHEOPECTIC



$$\mu = f(\dot{\gamma}, t)$$



Malta
2019

OBJECTIVE



UNIVERSIDAD
DE BURGOS

The aim of this work was to assess the reliability of four rheological parameters to help characterize ling heather honeys in comparison with multiflora honeys rich in ling heather pollens and bell heather samples (*Erica* spp.), some of them very close to ling heather monoflorality.





Malta
2019

Materials & Methods



22 artisanal honeys. 2015. Spanish regions

HONEY	Chestnut	Multifloral	Honeydew	Heather
Number	2	4	1	15
Abbreviation	C	M	HD	



H

- Ericaceae > 45%
- *C. vulgaris* < 10%

HL

- Ericaceae > 45%
- *C. vulgaris* > 10%

L

- Ericaceae < 45%
- *C. vulgaris* > 10%
- Sensory characteristics



Malta 2019

Materials & Methods



UNIVERSIDAD DE BURGOS



40°C → 30°C



Moisture



Haake VT 550

Exp. 1

$\dot{\gamma} \neq cte$

Shear rate cycles (25°C)

- up-flow ($\dot{\gamma} = 0.09-100 \text{ s}^{-1}$, 300 s)
- stationary (100 s^{-1} , 60 s)
- down-flow ($100-0.09 \text{ s}^{-1}$, 300 s)

Ostwald-de Waele

$$\mu = k\dot{\gamma}^{n-1}$$

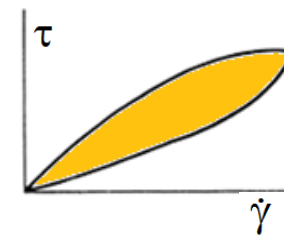
Time-dependent

Exp. 2

$\dot{\gamma} = cte$

Constant shear rate ($\dot{\gamma} = 100 \text{ s}^{-1}$, 600 s, 25°C)

Weltmann model $\tau = A - B(\ln t)$



$$a = \int_1^i f(x) dx = (x_2 - x_1) \frac{\Delta y_1 + \Delta y_2}{2} + \dots + (x_i - x_{i-1}) \frac{\Delta y_{i-1} + \Delta y_i}{2}$$



Malta
2019

RESULTS



UNIVERSIDAD
DE BURGOS

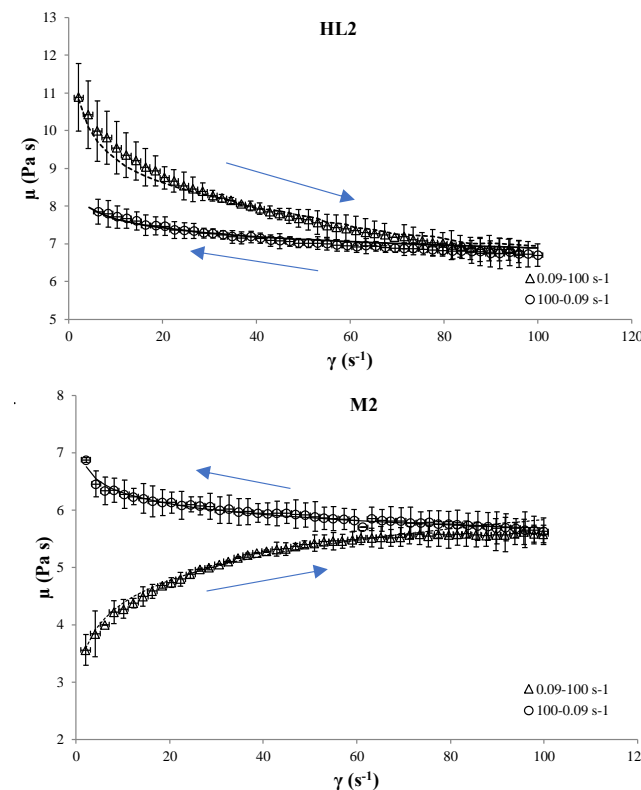
Exp. 1

Shear rate cycles

All samples are time-dependent fluids

Good correlation between experimental and calculated apparent viscosity

Successfully fitted to Ostwald-de Waele model ($r > 0.996$)





Malta 2019

RESULTS

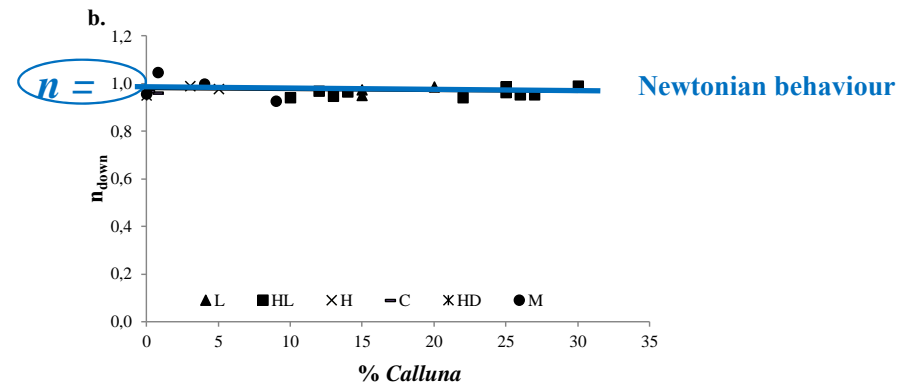
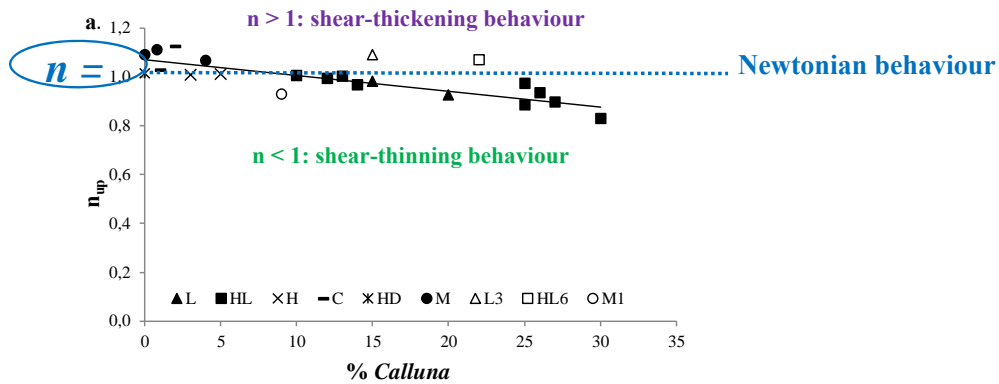


UNIVERSIDAD DE BURGOS

Exp. 1

Shear rate cycles

Ostwald-de Waele model $\mu = k\dot{\gamma}^{n-1}$



Different n_{up} with *Calluna* pollen %

Similar $n_{down} \approx 1$



Malta 2019

RESULTS

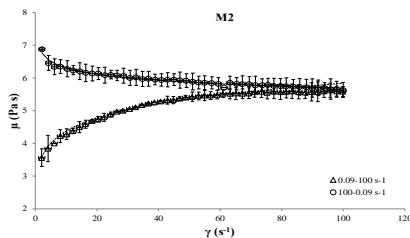
Exp. 1

Shear rate cycles

Linear relationship between n_{up} and *Calluna* pollen %

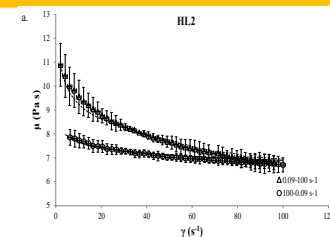
- *Calluna* > 10% → pseudoplastic fluids
- *Calluna* < 10% → Newtonian or dilatant behaviour

NEWTONIAN OR DILATANT



Sample	$n_{up\ 0.05}$
L1	0.93 ± 0.03
L2	0.98 ± 0.06
L3	1.09 ± 0.04
HL1	0.88 ± 0.08
HL2	0.90 ± 0.03
HL3	0.94 ± 0.12
HL4	0.89 ± 0.04
HL5	0.97 ± 0.02
HL6	1.07 ± 0.03
HL7	0.97 ± 0.07
HL8	1.00 ± 0.06
HL9	0.99 ± 0.08
HL10	1.01 ± 0.02
H1	1.01 ± 0.01
H2	1.01 ± 0.04
C1	1.03 ± 0.07
C2	1.13 ± 0.06
HD	1.02 ± 0.03
M1	0.93 ± 0.05
M2	1.07 ± 0.10
M3	1.11 ± 0.13
M4	1.09 ± 0.02

PSEUDOPLASTIC



UNIVERSIDAD DE BURGOS



Malta 2019

RESULTS

Exp. 1

Shear rate cycles

Area of hysteresis loop

$$a = \int_1^i f(x) dx = (x_2 - x_1) \frac{\Delta y_1 + \Delta y_2}{2} + \dots + (x_i - x_{i-1}) \frac{\Delta y_{i-1} + \Delta y_i}{2}$$

All honeys presented **a hysteresis loop** with quite different values of “a”

The values of “a” were higher for LING HEATHER honeys than for non-ling heather.

Sample	a [Pa/s]
L1	2250
L2	5549
L3	2026
HL1	6994
HL2	3447
HL3	3870
HL4	7763
HL5	3272
HL6	4340
HL7	8035
HL8	729
HL9	4548
HL10	148
H1	27
H2	992
C1	289
C2	958
HD	780
M1	560
M2	2058
M3	429
M4	4106



UNIVERSIDAD DE BURGOS



Malta
2019

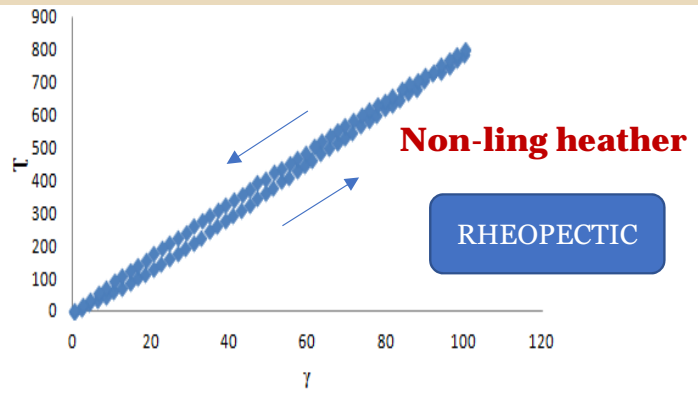
RESULTS

Exp. 1 Shear rate cycles

Area of hysteresis loop

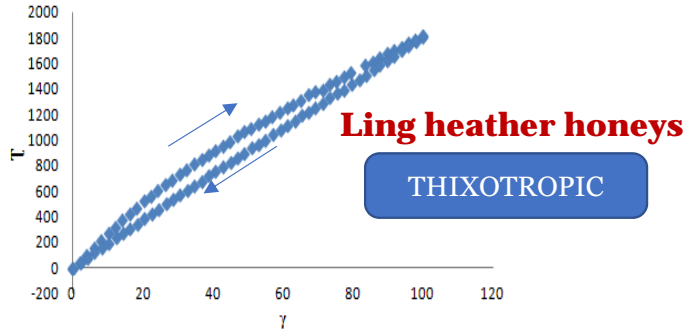
$$a = \int_1^i f(x) dx = (x_2 - x_1) \frac{\Delta y_1 + \Delta y_2}{2} + \dots + (x_i - x_{i-1}) \frac{\Delta y_{i-1} + \Delta y_i}{2}$$

Except for M1, all our **non-ling heather** honeys (H, HD, M, and C) exhibited a **rheopectic behavior**.



Sample	a [Pa/s]
L1	2250
L2	5549
L3	2026
HL1	6994
HL2	3447
HL3	3870
HL4	7763
HL5	3272
HL6	4340
HL7	8035
HL8	729
HL9	4548
HL10	148
H1	27
H2	992
C1	289
C2	958
HD	780
M1	560
M2	2058
M3	429
M4	4106

L and HL samples were the honeys that showed a **thixotropic behavior**, but **samples HL6, HL10, and L3** did not follow that trend.



M1 → % Calluna pollen higher



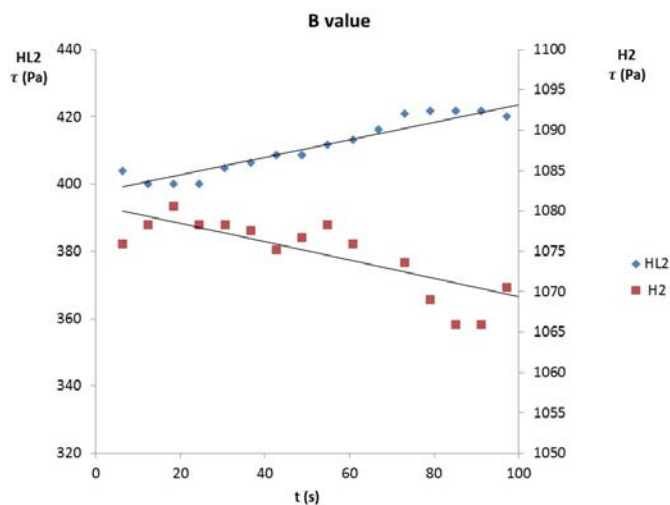
Malta
2019

RESULTS

Exp. 2

Constant shear rate assays

Weltmann model $\tau = A - B(\ln t)$



Sample	B (Eq.3) [Pa]	r
L1	11.40	0.987
L2	8.48	0.978
L3	50.06	0.974
HL1	33.12	0.987
HL2	3.44	0.932
HL3	7.78	0.964
HL4	32.89	0.975
HL5	10.16	0.978
HL6	28.68	0.970
HL7	65.32	0.995
HL8	19.15	0.965
HL9	9.79	0.984
HL10	33.49	0.984
H1	-1.36	0.940
H2	-0.27	0.935
C1	-6.56	0.975
C2	-18.44	0.974
HD	-1.24	0.955
M1	-2.82	0.937
M2	-6.12	0.963
M3	-9.67	0.984
M4	-24.27	0.965

THIXOTROPIC

RHEOPECTIC





Malta 2019

CONCLUSIONS



UNIVERSIDAD DE BURGOS

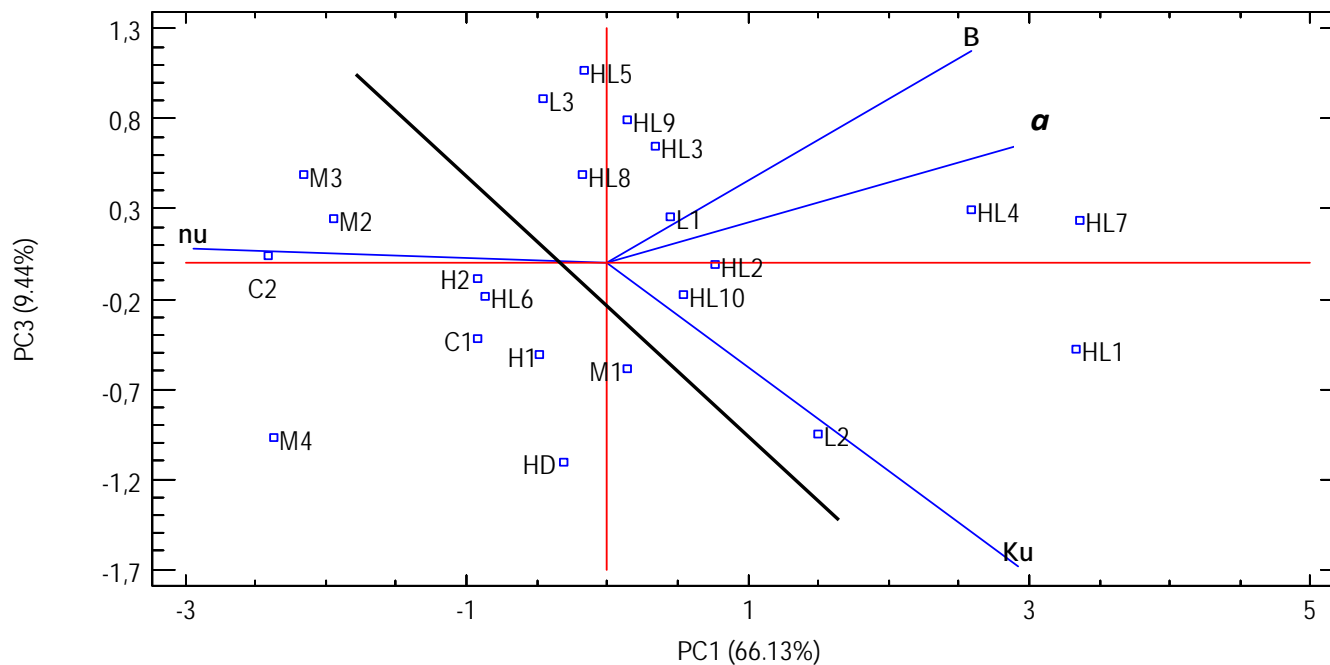
DOI 10.1007/s11947-017-1875-6



COMMUNICATION

Ling Heather Honey Authentication by Thixotropic Parameters

Sandra María Osés¹ · María Olga Ruiz¹ · Ana Pascual-Maté¹ · Andrés Bocos¹ · Miguel Ángel Fernández-Muñoz¹ · María Teresa Sancho¹



Weltmann index B was the best rheological parameters for ling Heather honey authentication



UNIVERSIDAD
DE BURGOS



Malta
2019

THANK YOU

